



2016 SCHOOL PROFILES

Office of Educational Quality and Accountability

840 Research Parkway, Suite 455, Oklahoma City, OK, 73104 (405) 522-5399 Fax: (405) 525-0373 Web: <http://www.EdProfiles.info>

POCOLA MIDDLE SCHOOL (6-8)

POCOLA PUBLIC SCHOOLS

603 East Pryor Avenue, Pocola, OK 74902

Telephone: (918) 436-2091

40-1007-505 672

Message from the Principal:

Dear Parent or Guardian:

After reviewing our test scores for the 2015-2016 school year, the staff of Pocola Middle School want to inform you of our students scores.

Students in sixth grade did extremely well on both Math and Reading with an eighty-one percent passing rate in Math and seventy-nine percent passing rate in Reading.

Students in seventh grade had a forty-nine percent passing rate in math, eighty-eight percent passing rate in reading, and a seventy-two percent passing-rate in Geography.

Students in eight grade had a thirty-four percent passing rate in math, seventy-nine percent passing rate in reading, fifty-three percent passing rate in History, and a sixty-three percent passing rate in Science.

In an effort to promote digital learning the faculty and staff at Pocola Middle School worked long, hard, tireless hours to acquire an OETT technology grant to make our entire Middle School a 1:1 school which means every student is issued their own computer to keep with them all year, as well as professional training from the K-20 center at the University of Oklahoma.

In closing, I hope parents and students alike will work hard to improve our scores especially in math.

I look forward to working with all stakeholders to improve the education of every student in Pocola Middle School.

Sincerely,

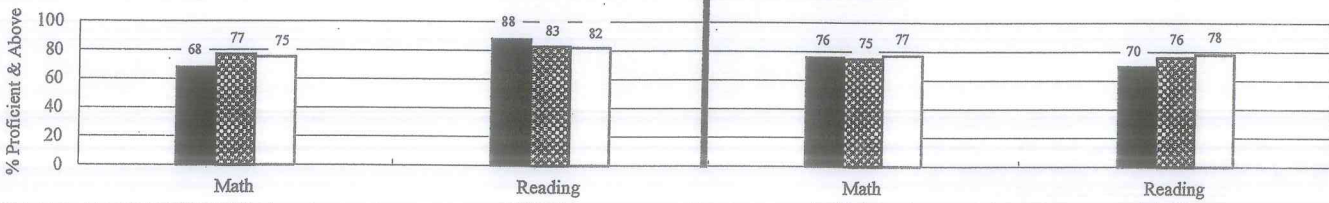
A handwritten signature in cursive script that reads "Mark McKenzie".

Mark McKenzie
Principal

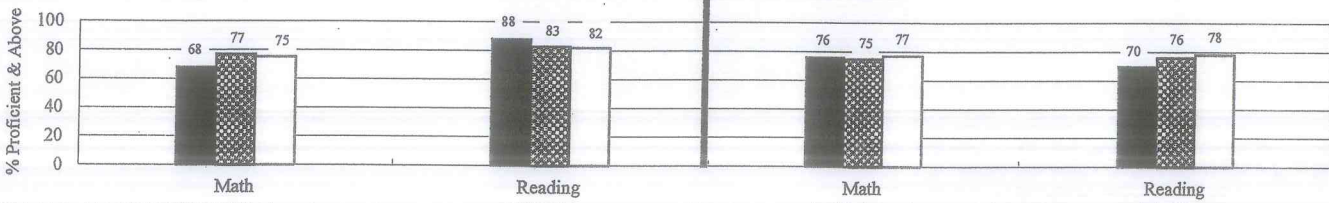
Student Performance (*Regular Education Students, Full Academic Year)

District: POCOLA

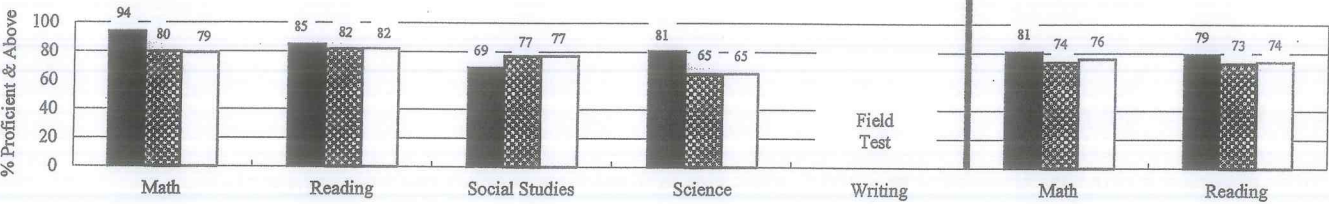
3rd Grade Tests*



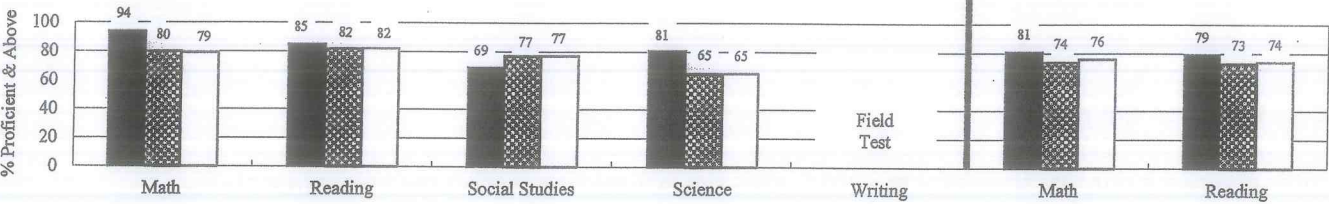
4th Grade Tests*



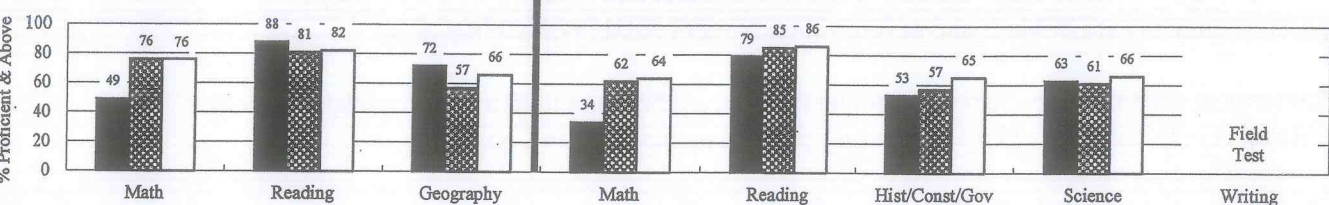
5th Grade Tests*



6th Grade Tests*

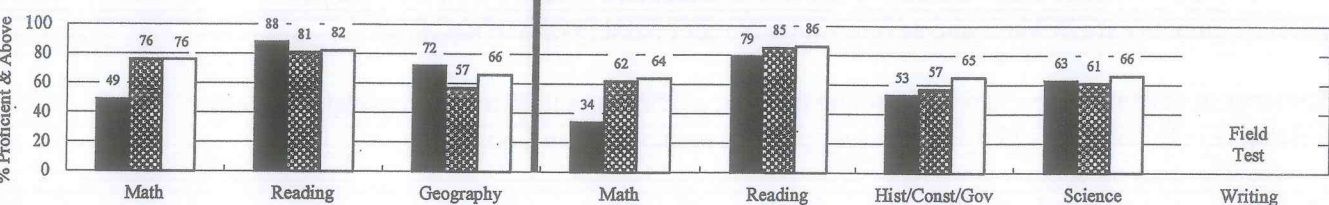


7th Grade Tests*



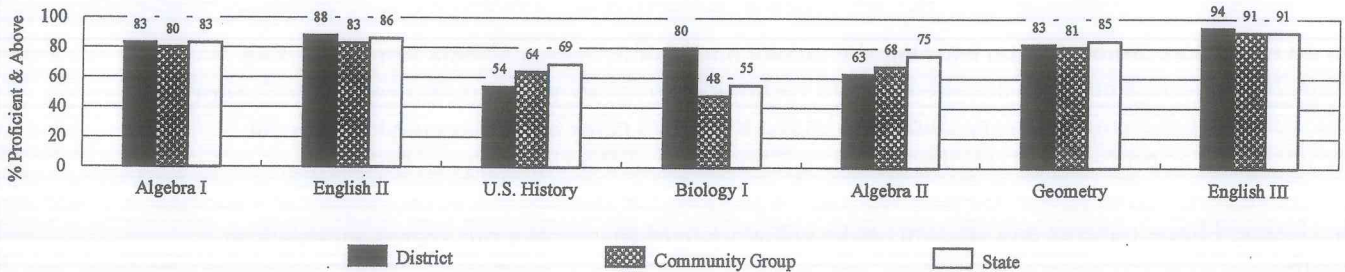
8th Grade Tests*

Students taking Algebra I or higher level math class do not participate in 8th grade math test.



End-of-Instruction Tests*

(Students are exempt from certain EOI tests if they passed qualified alternative assessments.)



Additional High School Performance Measures

	District	Community Group Average	State Average
Senior Graduation Rate (2016 Seniors)	98.2%	98.5%	98.3%
4-Year Dropout Rate (Class of 2016)	5.2%	4.5%	7.2%
Average GPA of HS Seniors (2016 Seniors)	2.8	3.1	3.1
Career-Tech Occupationally-Specific Program Participation Rate (2016 Seniors)	78.2%	63.6%	49.5%
Average ACT Score (Class of 2016)	20.2	19.3	20.6
HS Graduates Completing Regents College-Bound Curriculum (2016 Seniors)	100.0%	82.3%	80.8%
Out-of-State College-Going Rate (2016 Seniors)	14.6%	5.2%	6.0%
Oklahoma College-Going Rate			
Oklahoma College Freshmen taking at least one remedial course in Math, English, Science, or Reading		New methodologies are under development.	
Oklahoma College Freshmen with GPA 2.0 or Above			